


© 2020 Blocks Rock LLC, [blocksrock.com](http://blocksrock.com)  
In Partnership with the School of Education and Counseling,  
Purdue University Northwest



# Maryland Curriculum Guide

## References

- The Children's Museum of Indianapolis. (2011). *Research report on age differences as children play Blocks Rock!* Indianapolis, IN: B.L. Wolf.
- Christenson, L.A. and James, J. (2015). Building bridges to under standing in the pre-K block center: A morning in the block center. *Young Children*, 70 (1), 26 – 28, 31.
- Division of Early Childhood Development. (2016). *Maryland Early Learning Standards Birth – 8 Years*. Baltimore, MD: Maryland State Department of Education.
- Hirsch, E. S. (1996). *The Block Book* (3rd ed.). Washington, DC: National Association for the Education of Young Children (NAEYC).
- Koralek, D. (2015). Ten things children learn from block play. *Young Children*, 70 (1), 6 - 7.
- Lindeman, K.W. and Anderson, E.M. (2015). Using blocks to develop 21st century skills. *Young Children*, 70 (1), 36 – 43.
- Maryland State Department of Education. (2010). *Maryland College and Career-Ready Standards for the Pre-K to 12 Standards*. Baltimore, MD: Maryland State Department of Education.
- Newman, S.D., Hansen, M.T. and Gutierrez, A. (2016). An fmri study of the impact of block building and board games on spatial ability. *Frontiers in Psychology* 7:1278. doi: 10.3389/fpsyg.2016.01278
- Sheridan, S. and Williams, P. (2006). Constructive competition in preschool. *Journal of Early Childhood Research* 4 (3), 291-310. doi: 10.1177/1476718X06067581

## For Further Reading

- Chalufour, I. & Worth, K. (2004). *Building structures with young children*. St. Paul, MN: Redleaf Press.
- NAEYC. (2015). *Exploring math & science in preschool*. Washington, DC: NAEYC.
- NAEYC. (2015). *Expressing creativity in preschool*. Washington, DC: NAEYC.
- Tepylo, D.H., Moss, J., and Stephenson, C. (2015). Preschool: A developmental look at a rigorous block play program. *Young Children*, 70 (1), 18 - 25.

# About the Authors

Mary Jane Eisenhauer is Professor and Associate Director of the School of Education and Counseling at Purdue University Northwest and serves as the Coordinator of the Early Childhood Education educator preparation program. She earned her Ed.D. in curriculum and social inquiry with a concentration in early childhood education from National-Louis University. She has a master's degree in education and social policy and a bachelor's degree in speech-language pathology from Northwestern University.


Anne E. Gregory is Professor and Director of School of Education and Counseling at Purdue University Northwest. She earned her Ph.D. in curriculum and instruction with an emphasis in early literacy from Purdue University, her master's degree in adult and higher education from the University of Texas at San Antonio, and her bachelor's degree in elementary education from Purdue University.

Amanda Timm is a graphic designer pursuing graduate studies in communication at Purdue University. She earned her bachelor's degree from Purdue University.



# Table of Contents

|  |    |
|--|----|
| Welcome.....                                 | 5  |
| Overview of STEM.....                        | 7  |
| Stages of Block Building.....                | 9  |
| Playing <b>Blocks Rock!</b> .....            | 11 |
| Activities to Extend the Game.....           | 15 |
| Children's Literature.....                   | 19 |
| Alignment with Early Learning Standards..... | 20 |
| Early Learning Standards.....                | 26 |
| Information for Families.....                | 28 |
| About the Authors.....                       | 30 |
| References and Further Reading.....          | 31 |



## SAMPLE LETTER TO FAMILIES

Dear Families,

We have been playing a new game in our classroom, Blocks Rock! This competitive block-building activity helps children develop spatial thinking and mental rotation skills. Blocks Rock! encourages creative problem-solving, positive social interactions, and fun!

As your child's first teacher, you play an important role in modeling curiosity and persistence to support learning. At home you can create an environment where your child feels safe in taking risks, asking questions and making leaps in their thinking. Extend your child's experience with this game by asking about playing Blocks Rock!:

- o Tell me about the block game you played today.
- o Which friends played Blocks Rock! with you?
- o Tell me about what you built with the blocks.
- o Describe how you played the game? What did you use?

Blocks Rock! has been proven to help children develop important knowledge and skills in science, technology, engineering and mathematics (STEM). Playing this game with an adult or a classmate is another way that your child is learning essential concepts. If you are interested, you can purchase Blocks Rock! to play at home or you can download the app. Check out the Blocks Rock! website to learn more about this class favorite - <https://blocksrock.com/app>.

As always, thank you for sharing your child with us. Please don't hesitate to call or email with any questions.


Sincerely,  
Your Name

## Sharing Information with Families

Communicating with families is an important way to connect home and school. Parents are the child's first teacher and when families feel as if they have meaningful interactions with school, they are more likely to stay involved. Helping families to understand their child's experience in your setting is an important step in developing a strong partnership with families.

Suggestions:

- Send a letter home explaining to families that you have been playing a new game and provide them with prompts to engage their child and to learn more about the game. See the sample letter.
- Host a family game night. Young children can learn about taking turns, following directions and sportsmanship when playing games with peers and adults.
- Share information about how to order the Blocks Rock! game for home. Or, provide instructions for downloading the app. To learn more, visit [blocksrock.com](http://blocksrock.com).




## Welcome to Blocks Rock!

Early childhood educators know that block play is a fundamental experience for young children. The “Block Corner” is a time-honored tradition in early learning environments as block play promotes young children's growth and learning in many ways – language development, mathematical understanding, curiosity, and friendships. Numerous research studies have shown the benefits of structured block play as part of a young child's classroom experience. Structured block play requires the ability to analyze a spatial representation and develops skills in estimation, measurement, patterning, part-whole relations, visualization, symmetry, transformation, and balance (Newman, et al., 2016).

**Blocks Rock!** is a competitive block-building activity that helps children develop spatial thinking and mental rotation skills. This brain development tool was created in 2005 as an educational resource to help children learn through play. This guide provides the rationale for using **Blocks Rock!** in your classroom and offers suggestions for implementing the game as well as enhancing the experience.

As an early childhood educator, you play a critical role in modeling curiosity and persistence to support young children's learning. Creating an environment where children feel safe in taking risks, asking questions and making leaps in their thinking is critical to their success. The competitive nature of this game motivates many children to continue playing the game. Use the **Blocks Rock!** game to encourage creativity in problem-solving, to promote positive social interactions, and to stretch children's thinking.

A word about competition and cooperation: In the early learning environment, educators may observe children engaged in “constructive competition” which is grounded in mutual respect and an understanding that other children possess desirable skills and competencies. Some children are motivated by the competitive aspects of playing the game. Others enjoy the cooperative nature of playing together. Often, the child with specific skills will teach the other children how to play the game and how to use strategies to win. While winning is very important to preschoolers, being friends and spending time with peers is even more important (Sheridan & Williams, 2006). Early childhood educators can support children’s cognitive and social-emotional development by focusing on both competition and cooperation.



|                      | Language and Literacy | Mathematics   | Social Studies | Science  | Health | Physical Education | Fine Arts | Social Foundations |
|----------------------|-----------------------|---------------|----------------|----------|--------|--------------------|-----------|--------------------|
| Counting Rocks!      | L                     | CC, OA, MD, G | 2.0            | SP, C    |        | S, ML              |           | SE, APL            |
| Conversations        | RI, SL, L             | CC, OA, MD, G | 2.0, 6.0       | SP       |        |                    | VA        | SE, APL            |
| Let's Play           | RI, RF, W, SL, L      | CC, OA, MD, G | 1.0, 2.0, 6.0  | SP, C, P | SI     | S, BP, ML, EP, PA  | D, M, VA  | SE, APL            |
| Freeze Dance         |                       |               | 1.0, 2.0       |          | SI     | S, BP, ML, EP, PA  | D, M      | SE, APL            |
| Monkey See Monkey Do | RF, L                 | CC, OA, MD, G | 1.0, 2.0       | SP, C    |        | S, BP, ML          |           | SE, APL            |
| Copy Cat             | RF, L                 | CC, OA, MD, G | 1.0, 2.0       | SP, C    |        | S, BP, ML, EP, PA  | D.M       | SE, APL            |
| Sign Up              | W                     |               | 2.0            | SP       |        |                    | SE, APL   | SE, APL            |

| Activity   | Maryland College and Career-Ready Standards for PreK |               |                |          |        |                    |           |                    |
|--|--|---------------|----------------|----------|--------|--------------------|-----------|--------------------|
|  | Language and Literacy                                | Mathematics   | Social Studies | Science  | Health | Physical Education | Fine Arts | Social Foundations |
| <b>BR!</b><br>Structured block play with an adult. | RF, SL, L  | CC, OA, MD, G | 1.0, 2.0       | SP       | SI     | S, BP, ML          | VA        | SE, APL            |
| <b>BR!</b><br>Structured block play with a peer.   | RF, SL, L  | CC, OA, MD, G | 1.0, 2.0       | SP       | SI     | S, BP, ML          | VA        | SE, APL            |
| Free Exploration                                   | W, L   | CC, OA, MD, G | 1.0, 2.0       | SP, C, P | SI     | S, BP, ML, EP, PA  | D, M, VA  | SE, APL            |
| Read Aloud   | RL, RI, RF, W, SL, L                                 | G             | 1.0, 2.0, 6.0  |          |        |                    | VA        | SE, APL            |
| Sort it Out  | SL, L  | CC, OA, MD, G | 2.0            | SP, C    |        | S, BP, ML, PA      |           | SE, APL            |

## Overview of STEM Curriculum for Early Learning Environments

Early care and education programs are constructed around the concepts of STEM = Science, Technology, Engineering and Mathematics. Through the exploration of STEM concepts, young children increase conceptual knowledge and strengthen social and emotional skills, including executive function, all of which are critical for later school success. The learning environment, experiences and interactions with adults and peers are intentionally designed to promote growth and learning for children.

In a high-quality early learning environment, the key goals and outcomes include:

- Improving the child's social development skills - conversing with peers and adults, being independent, keeping hands to self, sharing and listening.
- Improving the child's cognitive skills. Ex: recognition of letters, pre-reading skills, concepts such as numbers and colors, book knowledge and vocabulary.
- Improving the child's executive function (promoting positive school behavior skills). Ex: turn-taking, manipulating materials, listening to a story, self-help skills.
- Improving parenting and family engagement practices – helping families learn how to observe their child in an educational environment, implementing at-home assignments and leading within the child's learning environment through classroom involvement.

These child outcomes align with the Indiana Department of Education's Academic Standards. The Indiana Early Learning Standards (Foundations to the Indiana Academic Standards) establish guidelines for early learners' development of foundational skills in the content areas as well as critical social-emotional competencies. Specifically, the Foundations which focus on STEM-specific learning and functions include:

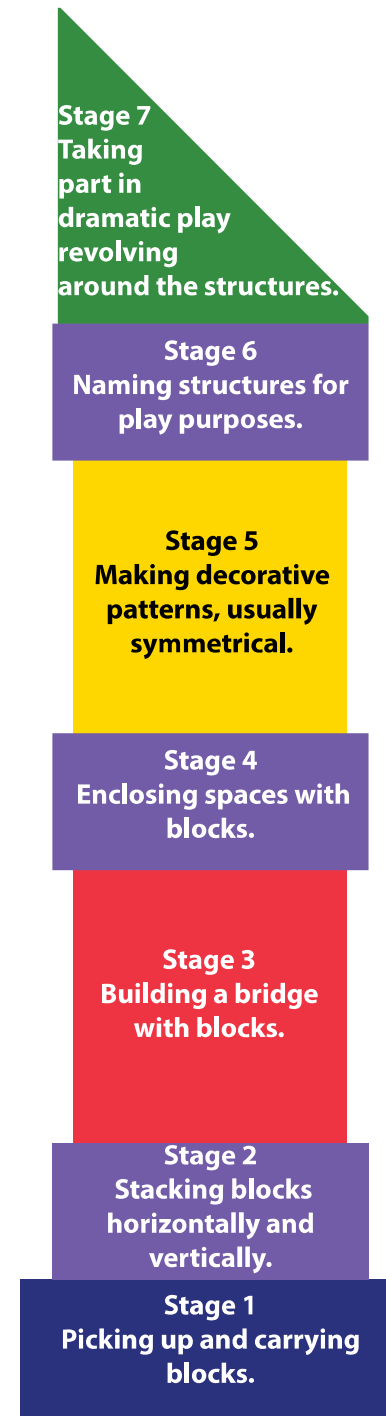
- ▲ Early Reading: alphabet awareness, phonological awareness, concepts of print and comprehension.
- ▲ Numeracy: counting, cardinality, written numerals, quantity and comparison.
- ▲ Computation and Algebraic Thinking: mathematical structure and patterning.
- ▲ Data Analysis: classification, data collection, organization and description.
- ▲ Geometry: spatial relationships and space analysis.
- ▲ Sense of Self: self-awareness, confidence, identification and expression of emotions.
- ▲ Science: properties of objects, characteristics of living creatures and plants.
- ▲ Engineering: solving problems using the engineering design process.
- ▲ Self-Regulation: executive functions such as impulse control, planning and emotional regulation.
- ▲ Building Relationships: social development and engagement with others.
- ▲ Initiative and Exploration: initiative, self-direction, interest and curiosity as a learner.
- ▲ Attentiveness and Persistence: focus on a specific activity; persistence to complete tasks

| Fine Arts  |   |  |
|--|---|--|
| Dance (D)  | Perceive, perform and respond to dance.<br>Create and perform dance.  | Free Exploration<br>Let's Play<br>Freeze Dance<br>Copy Cat   |
| Music (M)  | Perceive, perform and respond to music.<br>Create and perform music.  | Free Exploration<br>Let's Play<br>Freeze Dance<br>Copy Cat   |
| Media Arts   |   |  |
| Theater Art  |   |  |
| Visual Art (VA)  | Perceive, interpret and respond to ideas, experiences, and the environment through visual art.<br>Create and perform visual art.  | Playing BR! with a peer<br>Free Exploration<br>Read Aloud<br>Conversations<br>Let's Play   |
| 8. Fine Arts   |   |  |
| Social Emotional Regulation (SE)                       | Demonstrates healthy self-confidence.<br>Initiates and maintains relations.   | Playing BR! with a peer<br>Free Exploration<br>Read Aloud<br>Sort it Out<br>Counting Rocks<br>Conversations<br>Let's Play<br>Freeze Dance<br>Monkey See<br>Copy Cat<br>Sign Up |
| Approaches to Learning and Executive Functioning (APL) | Self-regulation/inhibitory control.<br>Working memory.<br>Demonstrates cognitive flexibility.<br>Understands symbolic representation.<br>Initiative and curiosity.<br>Demonstrates persistence.<br>Demonstrates cooperation.<br>Understands and complies with classroom rules, routines and expectations. | Playing BR! with a peer<br>Free Exploration<br>Read Aloud<br>Sort it Out<br>Counting Rocks<br>Conversations<br>Let's Play<br>Freeze Dance<br>Monkey See<br>Copy Cat<br>Sign Up |



| Physical Education             |   |   |
|--------------------------------|---|---|
| Skillfulness (S)               | Demonstrate the ability to enhance their performance of a variety of physical skills by developing fundamental skills, creating original skill combinations, combining skills effectively in skill themes, and applying skills.   | Playing <b>BR!</b> with a peer<br>Free Exploration<br>Sort it Out<br>Counting Rocks<br>Let's Play<br>Freeze Dance<br>Monkey See<br>Copy Cat |
| Biomechanical Principles (BP)  | Demonstrate an ability to use principles of biomechanics to generate and control force to improve movement effectiveness and safety.  | Playing <b>BR!</b> with a peer<br>Free Exploration<br>Sort it Out<br>Let's Play<br>Freeze Dance<br>Monkey See<br>Copy Cat                   |
| Motor Learning Principles (ML) | Demonstrate the ability to use motor skill principles to learn and develop proficiency through frequent practice opportunities in which skills are repeatedly performed correctly in a variety of situations.   | Playing <b>BR!</b> with a peer<br>Free Exploration<br>Sort it Out<br>Counting Rocks<br>Let's Play<br>Freeze Dance<br>Monkey See<br>Copy Cat |
| Exercise Physiology (EP)       | Use scientific principles to design and participate in a regular, moderate to vigorous physical activity program that contributes to personal health and enhances cognitive and physical performance in a variety of academic, recreational, and life tasks.                              | Free Exploration<br>Let's Play<br>Freeze Dance<br>Copy Cat  |
| Physical Activity (PA)         | Use principles of exercise physiology, social psychology, and biomechanics to design and adhere to a regular, personalized, purposeful program of physical activity consistent with their health, performance, and fitness goals in order to gain health and cognitive/academic benefits. | Free Exploration<br>Sort it Out<br>Let's Play<br>Freeze Dance<br>Copy Cat   |

# Stages of Block Building



Researchers have long studied the positive contribution of block play to development and have empirically identified the increasingly complex stages of block play in children.

When young children play the **Blocks Rock!** game, they often demonstrate many of these stages. In a study completed at The Indianapolis Children’s Museum, children ages 3 – 5 years old who played **Blocks Rock!** were observed picking up and carrying blocks (Stage 1), stacking blocks (Stage 2), building bridges (Stage 3), and making symmetrical, decorative patterns with the blocks (Stage 5). Young children were more likely to continue playing the game if an adult engaged with them as they played.

Source: Wolf, 2011



| Science                           |  |   |
|-----------------------------------|--|---|
| Skills and Processes (SP)         | Demonstrate the thinking and acting inherent in the practice of science.   | Playing <b>BR!</b> with a peer<br>Free Exploration<br>Sort it Out<br>Counting Rocks<br>Conversations<br>Let’s Play<br>Monkey See<br>Copy Cat<br>Sign Up |
| Earth/Space (ES)                  | Use scientific skills and processes to explain chemical and physical interactions of the environment, Earth, and the universe that occur over time.                                  |   |
| Chemistry (C)                     | Use scientific skills and processes to explain the composition, structure, and interactions of matter in order to support the predictability of structure and energy transformation. | Free Exploration<br>Sort it Out<br>Counting Rocks<br>Let’s Play<br>Monkey See<br>Copy Cat   |
| Physics (P)                       | Use scientific skills and processes to explain the interactions of matter and energy and the energy transformations that occur.  | Free Exploration<br>Let’s Play  |
| Environmental Science (EN)        | Use scientific skills and processes to explain the interactions of environmental factors and analyze their impact from a local to a global perspective.                              |   |
| Health                            |  |   |
| Safety and Injury Prevention (SI) | Apply prevention and intervention knowledge, skills and processes to promote safe living in the home, school and community.  | Playing <b>BR!</b> with a peer<br>Free Exploration<br>Let’s Play<br>Freeze Dance  |
| Nutrition and Fitness             | Use nutrition and fitness knowledge, skills and strategies to promote a healthy lifestyle.   |   |

| Social Studies                          |   |   |
|---|---|---|
| 1.0 Civics                              | Understand historical development and current states of democratic principles and development of skills and attitudes necessary to become responsible citizens. (i.e., importance of rules) | Playing <b>BR!</b> with a peer<br>Free Exploration<br>Read Aloud<br>Let's Play<br>Freeze Dance<br>Monkey See<br>Copy Cat  |
| 2.0 Peoples of the Nation and World     | Understand how people in Maryland, the United States and around the world are alike and different (i.e., conflict and compromise).  | Playing <b>BR!</b> with a peer<br>Free Exploration<br>Read Aloud<br>Sort it Out<br>Counting Rocks<br>Conversations<br>Let's Play<br>Freeze Dance<br>Monkey See<br>Copy Cat<br>Sign Up |
| 3.0 Geography                           | Use geographic concepts and processes to understand location and its relation to human activities.  |   |
| 4.0 Economics                           | Identify economic principles and processes that are helpful to producers and consumers when making good decisions.  |   |
| 5.0 History                             | Use historical thinking skills to understand how individuals and events have changed society over time.   |   |
| 6.0 Social Studies Skills and Processes | Use reading, writing and thinking processes and skills to gain knowledge and understanding of political, historical and current events using disciplinary and inquiry literacies.           | Read Aloud<br>Conversations<br>Let's Play   |

## Playing the Game

The **Blocks Rock!** game has a set of cards; two identical sets of blocks of varying shape, size, colors; and a bell. Each player has a set of blocks, and one player turns over a card during play that has a particular structure, point value, and how to build the structure (e.g., up or flat on the table). The complexity of the structure increases during play. Each player attempts to build the structure as fast as possible with the player who does so correctly first and rings the bell being awarded the points displayed on the card. The score is kept and once all cards have been played the winner is the player with more points or cards.

Helping young children to be ready for **Blocks Rock!** includes several opportunities for the exploration of the game. To do this, select a low-traffic area for guided explorations of the game materials. In this space, sit down with a child and place the same number, color, and shape of blocks in front of both of you. Be sure to have the bell handy, so that this can be practiced as well. Begin by stacking your blocks on top of each other, and ask the child to do the same. Even though in **Blocks Rock!** children will be asked to organize the blocks horizontally, begin with vertical stacking to capitalize upon children's natural inclination to build vertically. Once the child has built the tower, let them ring the bell.

After you have practiced building towers and ringing the bell, you will want to move to demonstrating how towers can be built on their sides (horizontally). As you place blocks in a predictable sequence (e.g., red-red-blue, blue-red-blue, etc.) horizontally in front of you, be sure to talk about what you are doing. Ask the child to create the sequence with their blocks as you are building yours. When they have completed the pattern, let them ring the bell. Once they are able to match your pattern, ask them to create a pattern for you to make and ring the bell.

**N**ow that you have practiced building, it's time to introduce the cards included in the **Blocks Rock!** game. You will want to be strategic here in which cards you begin with (i.e., structures made of four – five blocks are where to begin), and you will want to ensure that both you and the child have the number, shape and size of blocks necessary to build the structure represented on the card. Demonstrate how to construct the structure. As you build, ask the child to make the structure as well. Be sure to use the names of shapes, the color of those shapes, as well as how they relate to the other shapes being used in the structure (e.g., You might say, “Next to my green triangle, I’ll put my red square. Can you place your red square next to your green triangle?”). Once the structure is built, ask the child to ring the bell. It is important to remember in this step of the exploratory phase that many attempts and practices will be needed before being able to move forward. To be successful here requires the child to integrate many concepts (i.e., shape rotation, motor skills, hand-eye coordination, and spatial reasoning), to create a plan, and to take turns with another player (you), all things that may be difficult at times.

**A**s children become more competent in building from the templates (i.e., the cards) found in the **Blocks Rock!** game, you will want to introduce the final component to the game...speed. When selecting the cards from which the next structure is to be built, add the idea of being fast at building. To do this, start by looking at the card together and selecting the appropriate blocks to use. Once you both have your blocks picked out, verbalize the steps you will take in putting your structure together (e.g., You might say while pointing to the shapes on the card, “First, I’ll put my green triangle here. Then, I’ll place my red square below it. Finally, I’ll put my blue rectangle under the red square.”). Don’t expect the child to verbalize their thinking, but model it for them. After you’ve verbalized your process, ask the child to create the structure. When the structure is made, let them ring the bell.

| Language and Literature                |   |  |
|--|---|--|
| Language (L)                           | Conventions of Standard English<br>Knowledge of Language<br>Vocabulary Acquisition and Use                                    | Playing <b>BR!</b> with a peer<br>Free Exploration<br>Read Aloud<br>Sort it Out<br>Counting Rocks<br>Conversations<br>Let’s Play<br>Monkey See<br>Copy Cat |
| Mathematics                            |   |  |
| Counting and Cardinality (CC)          | Know number names and the count sequence<br>Count to tell the number of objects<br>Compare quantities                         | Playing <b>BR!</b> with a peer<br>Free Exploration<br>Sort it Out<br>Counting Rocks<br>Conversations<br>Let’s Play<br>Monkey See<br>Copy Cat               |
| Operations and Algebraic Thinking (OA) | Understand addition as putting together and adding to, and understand subtraction as apart and taking from                    |  |
| Measurement (MD)                       | Describe and compare measurable attributes<br>Sort objects into categories and compare quantities                             |  |
| Geometry (G)                           | Identify and describe two dimensional shapes<br>Work with three-dimensional shapes to gain foundations for geometric thinking |  |

## Alignment with the Maryland Early Learning Standards Birth – Age 8

### The Pre-K Portion of the Maryland College and Career-Ready Standards for the Pre-K to 12 Standards

| Standard                         | Indicators of Child's Progress<br>Key Goals addressed by the structured play with Blocks Rock! are red.                             | Suggested Activities   |
|----------------------------------|---|--|
| <b>Language and Literature</b>   |   |  |
| Reading Literature (RL)          | Key Ideas and Details<br>Craft and Structure<br>Integration of Knowledge and Ideas<br>Range of Reading and Level of Text Complexity | Read Aloud<br>Conversations<br>Let's Play  |
| Reading Informational Text (RI)  |   |  |
| Reading Foundational Skills (RF) | <b>Print Concepts</b><br>Phonological Awareness<br>Phonics and Word Recognition<br>Fluency  | Playing <b>BR!</b> with a peer<br>Free Exploration<br>Read Aloud<br>Let's Play<br>Monkey See<br>Copy Cat       |
| Writing (W)                      | Text Types and Purposes<br>Production and Distribution of Writing<br>Research to Build and Present Knowledge                        | Free Exploration<br>Read Aloud<br>Let's Play<br>Sign Up  |
| Speaking and Listening (SL)      | <b>Comprehension and Collaboration</b><br>Presentation of Knowledge and Ideas   | Playing <b>BR!</b> with a peer<br>Free Exploration<br>Read Aloud<br>Sort it Out<br>Conversations<br>Let's Play |

For young children, three- and four-year-olds, **Blocks Rock!** is a game that they will play with an adult. Typically, these will be one-on-one interactions within a quiet, low-traffic space in the classroom that allows for concentrated efforts to occur. However, this game, once introduced in your classroom, is something that children and parents can play together. Using the **Blocks Rock!** game as a means of guided construction play will help children develop the capacity to rotate and analyze shapes (spatial visualization); the ability to shift focus from one stimulus to another (cognitive flexibility); the aptitude to solve problems in a variety of ways; and the competence to increase language use as they engage in conversations about their building.



## Using Blocks in the Early Learning Environment

### Ten Things Young Children Learn from Block Play

Problem Solving  
Imagination  
Self-expression  
Mathematics  
Continuity and Permanence  
Creativity  
Science  
Self-esteem  
Social and Emotional Growth  
Development in all areas

## Materials and Props to Enhance Block Play

The block corner is a powerful arena for children's learning. Consider incorporating a variety of materials into the block corner to encourage children's creativity, spatial reasoning and imagination. The **Blocks Rock!** materials can be housed in the block corner for easy access.

environmental signs  
dress up clothes  
blueprint paper  
tape measures  
wood cookies figurines  
mirrors containers  
flat boulders mats rulers  
cars pallets tree stumps  
vehicles pencils low tables  
tires photos loose parts  
trucks items from nature  
labels shoe boxes  
wooden spools  
clipboards  
cardboard tubes  
fabric pieces  
**Blocks Rock! game**

## Children's Literature Related to **Blocks Rock!**

### Thinking Like a **S**cientist

Beaty, A. and Roberts, D. (2016). *Ada Twist, Scientist*. Abrams Books for Young Readers.

Murray, D. (2016). *City Shapes*. Little, Brown.

Yamada, K. (2014). *What Do You Do with an Idea?* Compendium, Inc.

### Using **T**echnology

Eggers, D. (2015). *This Bridge Will Not Be Gray*. McSweeney's.

Galdone, P. (1979). *The Three Billy Goats Gruff*. Seabury Press.

Milich, Z. (2005). *City signs*. Kids Can Press.

Portis, A. (2001). *Not a box*. Harper Collins.

### **E**ngineering and Building

Alling, N. (2012). *When I build with blocks*. Create Space.

Barton, B. (1990). *Building a house*. Mulberry Books.

Beaty, A. and Roberts, D. (2007). *Iggy Peck, Architect*. Abrams Books for Young Readers.

Beaty, A. and Roberts, D. (2013). *Rosie Revere, Engineer*. Abrams Books for Young Readers.

Hoberman, M.A. (1978). *A House is a House for Me*. Viking Penguin.

Hutchins, P. (1987). *Changes, Changes*. Aladdin Picture Books.

Shulman, L. and Wolff, A. (2004). *Old MacDonald had a woodshop*. Puffin Books.

### Solving Problems with **M**athematics

Fleming, D. (2006). *Alphabet under construction*. Square Fish.

Galdone, P. (1970). *The Three Little Pigs*. Seabury Press.

Gibbons, G. (1990). *How a house is built*. Holiday House.

Hale, C. (2012). *Dreaming Up*. Lee and Low Books.

Yolen, J. (2016). *What to do with a box*. Creative Editions.



## Copy Cat

Show children how to use the larger play mat with the block designs to replicate, either by placing blocks directly onto the mat, or next to the mat.



## Monkey See, Monkey Do



Invite children to copy or extend a pattern (ABAB or ABCABC) that you have created with movements (ex: clap, stomp, clap, stomp) and then use the blocks to create patterns for children to extend or copy.

## Sort it Out


Encourage children to classify the blocks into different categories, focusing on the physical properties such as color, shape, size.




## Activities to Extend **Blocks Rock!**

In addition to the structured competitive game, **Blocks Rock!** offers endless possibilities for learning. Early childhood educators can use the materials from **Blocks Rock!** to introduce new concepts, reinforce learning, and encourage innovation and creativity in thinking. Educators can structure activities during free play, as center activities or in small groups with guided instruction.

## Read Aloud



Introduce STEM concepts by reading aloud picture books (see list). Use vocabulary related to building and problem-solving to give children a foundation in the language of STEM. Prompt discussion with questions to foster comprehension and predictions.



## Free Exploration

Allow children to use the materials independently. This provides the child opportunity to explore all facets of the materials, to construct an understanding of the physical properties of the blocks, to practice using the bell, and to develop confidence using the materials.



## Let's Play



Observe how children use the blocks as symbolic representations of items in their dramatic play. For example, using the rectangular blue block and pretending to make a phone call on a mobile phone

## Counting Rocks!



Model 1:1 correspondence, counting, grouping, count sets of items, compare sets – use words such as more, fewer.

## Sign Up

Demonstrate how to make a sign-up sheet for children to take turns using the Blocks Rock! Game. Encourage children to create their own lists to track who has the next turn.



## Conversations:

Use the playing cards to start conversations, talk about the designs, use concept words – on top of, below, next to, more than, etc.



## Freeze Dance

Use the bell as a signal for children to "Freeze" when dancing to music.

